


RESPECT THE RIVER

Fishing 101

Catch and Release...
Their survival depends on you




- Use single barbless hooks.
- Play the fish as short a time as possible.
- When removing the hook, keep the fish in the water. Be gentle.
- If you must handle the fish out of water, wet your hands first.
- If the fish swallows the hook, cut the line and leave the hook in place.
- If the fish is tired, hold it gently by the tail

How can I tell the difference between brook trout and endangered bull trout?

What kinds of tackle can I use?

Which streams and lakes are open for fishing?



Know thy rules

And know your fish, too. Pictures, tips and rules can be found in these brochures:

- Washington Department of Fish and Wildlife "Fishing in Washington."
- "Methow Valley Lake and Stream Regulations and Information."


Stop by visitor information centers for a copy.

Know thy fish

Different fishing rules apply to brook trout and endangered bull trout. Learn to tell them apart by coloring these fish.

Bull trout

*Color the body olive green or brown.
Add cream, orange, or crimson spots.*



Brook trout

*Color the body gray-green.
Add red spots with a blue halo around each spot.
Add squiggly markings to the back and dorsal fin.*